



The Performances of Adlay (*Coix lacryma-jobi* L.) As Component of Agroforestry on Teak (*Tectona grandis* L.f.) Plantation

Authors:

Titi Juhaeti*, Nuril Hidayati, Ninik Setyowati, Albert Husen Wawo and Wahyu Widiyono

*Correspondence: tijaeti@yahoo.com

Submitted: 23 August 2022; **Accepted:** 13 December 2023; **Early view:** 31 May 2024

To cite this article: Titi Juhaeti, Nuril Hidayati, Ninik Setyowati, Albert Husen Wawo and Wahyu Widiyono. (in press). The performances of adlay (*Coix lacryma-jobi* L.) as component of agroforestry on teak (*Tectona grandis* L.f.) plantation. *Tropical Life Sciences Research*.

Highlights

- The results revealed that fertilization treatment significantly affected the growth and production of adlay.
- The shading intensity due to the teak coverage significantly affected adlay growth and production.
- The combination of NPK (16-16-16) fertilizers level of 2 g/plants and teak planting space of 4 x 4 m treatments resulted in the best growth and production of adlay.
- It is suggested that adlay offers potency as a component of agro-forestry on the teak plantations.

The Performances of Adlay (*Coix lacryma-jobi* L.) As Component of Agroforestry on Teak (*Tectona grandis* L.f.) Plantation

¹Titi Juhaeti, ²Nuril Hidayati, ¹Ninik Setyowati, ¹Albert Husen Wawo and ²Wahyu Widiyono

¹ Research Center for Plant Conservation, Botanic Gardens, and Forestry. National Research and Innovation Agency (BRIN), Cibinong 16911, West Java, Indonesia

² Research Center for Environmental and Clean Technology. National Research and Innovation Agency (BRIN) Kawasan Puspitek Gedung 820, Tangerang Selatan 15314, Indonesia.

***Corresponding author:** tithaeti@yahoo.com

Running head: The Performances of Adlay on Agroforestry

Submitted: 23 August 2022; **Accepted:** 13 December 2023; **Early view:** 31 May 2024

To cite this article: Titi Juhaeti, Nuril Hidayati, Ninik Setyowati, Albert Husen Wawo and Wahyu Widiyono. (in press). The performances of adlay (*Coix lacryma-jobi* L.) as component of agroforestry on teak (*Tectona grandis* L.f.) plantation. *Tropical Life Sciences Research*.

Abstract: Adlay is an edible high nutritious minor cereal. The research aimed to study the adlay performance when cultivated intercropped on young teak (*Tectona grandis* L.f.) plantation. The treatments were consisted of two factors that were arranged by factorial (3x3) in randomized completed block design with four replicates. The first factor was three fertilization dosages of NPK (16-16-16), as 0g/hole (F0), 2g/ hole (F2), and 4g/hole (F4). The second factors were three planting space as 2x2 m (PS2), 3x3m (PS3), and 4x4m (PS4). The parameter observed were vegetative growth which was consisted of plant height, the number of leaves, tillers and sub tillers, leaf chlorophyll content, grain production, and biomass weight. The results revealed that fertilization treatment were significantly affected the growth and production of adlay. On 12 weeks after planting, the F4 treatment produced the tallest plant, and the highest leaf number. The highest grain number/plant was achieved on the F2 treatment that was significantly different compared with the control (F0). The shading intensity due to the teak coverage significantly affected adlay growth and production. The PS4 treatment produced the highest number of leaves, tillers and grains. The combination of F2 and PS4 treatments resulted in the best growth and production. The PS2 treatment which has lower light intercepted by plants due to lower incident light intensity, resulting in a significant reduction in plant growth and production. It is suggested that adlay offers potency as a component of agro-forestry on the teak plantations.

Keywords: Adlay, Cultivation, Growth, Production, Teak

INTRODUCTION

Adlay [*Coix lacryma-jobi* L.]; is also known as hanjeli (West Java Indonesia), Chinese pearl barley, job's-tears, belongs to Poaceae] family. Adlay is a highly nutritious minor cereal that has been consumed by people in some part of the world, including Indonesian people. Juhaeti (2016) and (Handayani *et al.* 2019) stated that adlay has been cultivated in small scale throughout Indonesia (Java, Sumatra, and Kalimantan islands). In Ciletuh Geopark Pelabuhan Ratu, Sukabumi Regency, West Java, local people developed a "Hanjeli Eco-Tourism Village", where local and foreign tourists are provided interesting information about adlay cultivation, on-farm production, post-harvest processing and how to create various culinary based on adlay grain and flour (Juhaeti *et al.* 2020). In addition, adlay is potential as a wheat substitutes (Lim 2013).

Juhaeti (2016) found that adlay grain collected from West Java Indonesia is gluten-free that can be recommended as functional food for people that allergy to gluten or gluten intolerant. Adlay grain contains 1.95-4.82% fat, 69.46-74.79% carbohydrate, 8.51-16.37% protein, 6.84-8.36% dietary fiber, 6.84-27.63 mcg/100g vitamin B6, 2.09-3.67 mcg/100g vitamin B12 and 143.68-174.41mg/100g vitamin E. Due to its nutritional value, adlay can be promoted as functional food and drink (Li & Corke 1999, Juhaeti *et al.* 2021). With this excellent nutritional and medicinal properties, adlay provides promising potencies that worths it for its exploitation and utilization as staple crops (Nehal *et al.* 2015). *Coix lacryma-jobi* L. is also potential for ruminant feed through the application of feed processing technology such as hay, silage, amofer, complete feed (Mayulu *et al.*, 2020).

Adlay is also known as an important minor herbal medicine in some Asian countries. A formulated adlay seed oil-drug is clinically applied to treat multiple cancers (Xi *et al.* 2016). Adlay can also be functioned as traditional oriental medicines, such as baked products, soups, tea, as well distilled liquor from flour or whole grain (Arora 1977). Adlay grain is proven to contain anti-tumor active compound (Numata *et al.* 1994). Some bioactive compounds in adlay seed could improve lipid metabolism, reduce liver fat accumulation, inhibite tumors, prevent cancer and provide protection against viral infection (Hidaka *et al.* 1992, Hung & Chang 2003; Chun *et al.* 2004, Chang *et al.* 2003 and Yu *et al.* 2005). Yang *et al.* (2013) stated that adlay is also proven to prevent osteoporosis.

In Thailand, adlay production areas were located in the North and North-East parts. About 4000-6000 tons of adlay were exported to Japan and Taiwan each year from the areas (Grubben & Partohardjono, Eds. 1996). Diao (2017) stated that in China approximately 73,000 ha adlay cultivation area was existed, with a grain yield of 0.22 million tons, where Guizhou is the largest producer, with a cultivation area of 32,000 ha.

In Indonesia, farmers cultivate adlay in small scales. As an under-utilized crop which has characteristics tolerant to drought and sub-optimum growing conditions, adlay can be recommended for marginal area coverage crop. Marginal land which has a sub-optimum environmental conditions such as low in soil fertility, low in water availability tend to increase year to year as well as high availability of shaded lands under plantations such as oil palm and teak which are reaching reaching 12.1 million ha. About 3-4% of new plantation areas increase yearly, therefore it is potential for inter-cropped plants extension (Sopandie & Kusumaningtyas 2011).

An effective intercropping strategies could overcome problems on food and feed supply (Gome and Aradilla, 2020). Intercropping is one alternative system to maximize the utilization of farmlands. Average production of adlay under traditional cultivation was recorded at about 5.0 tons ha⁻¹ with the range of 3.3 to 8 tons ha⁻¹ (Suyadi *et al.* 2019). However, the harvest index of adlay was low, ranged on 37-38%. This harvest index should be increased through increasing production per clump that can be achieved by fertilization. Application of 200 kg ha⁻¹ compound fertilizer was proven to increase the 1.000-grain weight by more than 15% and also increased grain yield by more than 25% (Suyadi *et al.* 2019). It is also important to study the agro-physiological properties of adlay as a basic for its optimal cultivation on marginal shading area. Juhaeti (2020) showed that some of West Java adlay germplasms were tolerant to 25-50% low light intensity. The research aimed to evaluate the agronomical performances of some Indonesian adlay cultivars as an agro-forestry component, cultivated under different planting spaces of teak stands with various doses of NPK fertilization.

MATERIALS AND METHODS

The present research was conducted on teak plantation located at The Research Center for Biology, Indonesian Institutes of Sciences, Cibinong Science Center, Bogor, West Java, Indonesia. The treatments were arranged by factorial (3x3) in randomized completed block design with four replicates. The first factors were three fertilizer dosages of NPK (16-16-16), as 0 g/hole (F0), 2 g/hole (F2), and 4 g/hole (F4). The second factors were three planting spaces, as 2x2 m (PS2), 3x3 m (PS3), and 4x4 m (PS4). Teak plantation was 2.5 years old, the average of plant height was 250 cm, and the stem diameter was 10 cm.

Planting bed preparation was done first of all by determining the planting area under teak plantation, clearing the weed in the area, ploughing and tilling the soil to perform planting bed and preparing the planting holes. The number of planting bed were 3 fertilizer x 3 teak planting space x 4 replicate = 36 planting beds. Each planting bed consisted of 60 planting hole. The plants as replicates in this experiment was 3 fertilizer x 3 teak planting space x 4 replicates x 2 plant = 72 plants. Seed planting was done directly with three seeds within a planting hole at about 3 cm depth, at 60x60 cm planting space. At one week after planting (WAP), the number of plants per hole was reduced to one plant. The NPK (16-16-16) fertilization was applied twice according to the mention doses above, respectively on one and three weeks after planting (WAP).

The observations and data recording on plant growth were conducted every week starts on 2 WAP. The variables observed included the growth at vegetative stage which consisted of plant height (measured from the soil surface to the longest leaf tip), the number of leave blade (weekly count of the leaf blade increment), and the number of tiller (newly stem emerged from the soil surface attached to each main stem), sub-tiller (the branches of the main stem) observed on 2 to 12 WAP. Observations on leaf greenness which represent the chlorophyll content (mentioned below) was conducted on 7 WAP. Observations on generative phase consisted of flowering time, seed production, and biomass weight conducted at harvest time. The grain was harvested when approximately 90% of panicles had been matured, which was indicated by brownish color at about 23 WAP.

The microclimate on teak plantation was measured using Digital Thermo-hygrometer AS ONE TH-321 (Corona) for temperature and humidity and Lux-meter (LUXOR) for light intensity.

The chlorophyll content of the leaves was determined by Chlorophyll meter SPAD-502Plus apparatus (Fig. 1). SPAD-502Plus determines the relative amount of leaf chlorophyll content by measuring the absorbance of the leaf in two wave length region which are the blue (400-500 nm) and the red (600-700 nm) regions. Using this two absorbances, the meter calculates a numerical SPAD value which is proportional to the amount of leaf chlorophyll (Konica Minolta SPAD-502Plus). According to Jiang et al (2017) the correlation of SPAD value and total chlorophyll content were significantly correlated in tomato leaves ($r=0.869$). The data proved that SPAD-502 plus can become an effective tool for rapid and non-destructive determination of leaf chlorophyll content. Meanwhile, according to Villa *et al* (2022), estimating chlorophyll content using SPAD-502 Plus was directly correlated with the absolute content in okra leaves.



Figure 1. SPAD 502plus Chlorophyll meter apparatus

Data analysis in this experiment was conducted using SAS 9.1 software with a two-way analysis of variance (ANOVA) at a 5 % confidence level. Further significance testing is performed using the DMRT test at the 5% level when there was a significant effect between treatments.

RESULTS

The Microclimate on Different Teak Planting Space

The observation showed the differences of microclimate among teak planting spaces especially on light intensity. The light intensity decreased as teak planting space decreased. The highest light intensity was obtained at 4x4 m teak planting space which was 93,700-115,700 lux, followed by 3x3 m planting space 75,700-91,600 lux, and the lowest was at 2x2 m teak planting space 54,300-61,400 lux. Both

temperature and air humidity among teak planting spaces showed no differences. The temperature ranged 31.4-32.8°C, and air humidity was 69.3-75.7%.

Plant Height

The plant height of adlay as an effect of fertilization treatments increased as the increasing plant aged. At the beginning of the growing stage (two weeks after planting, WAP), the plant height looked uniform ranging from 25.29-26.19 cm. Furthermore, the plant height showed a significant growth starting from 4 WAP (55.85 cm) in F4 significantly different from F2 (50.46 cm) and F0 (48.70 cm) treatments (Fig. 2a). At 6-12 WAP, the plant height on F4 treatments showed the highest value followed by F2 treatment, that was significantly different with control. The lowest value of plant height was on an F0 treatment (163.05 cm).

Teak planting space significantly affected adlay plant height. Fig. 2b showed the pattern of plant height increment of adlay in all planting spaces. At 2-6 WAP, the PS2 treatment showed the highest value which was significantly different with PS3 and PS4. At 8-12 WAP, the plant height on PS2 and PS4 were significantly different with PS3. The highest plant height was obtained on PS2 treatment (180.48 cm), while the lowest was on PS3 treatment (165.38cm).

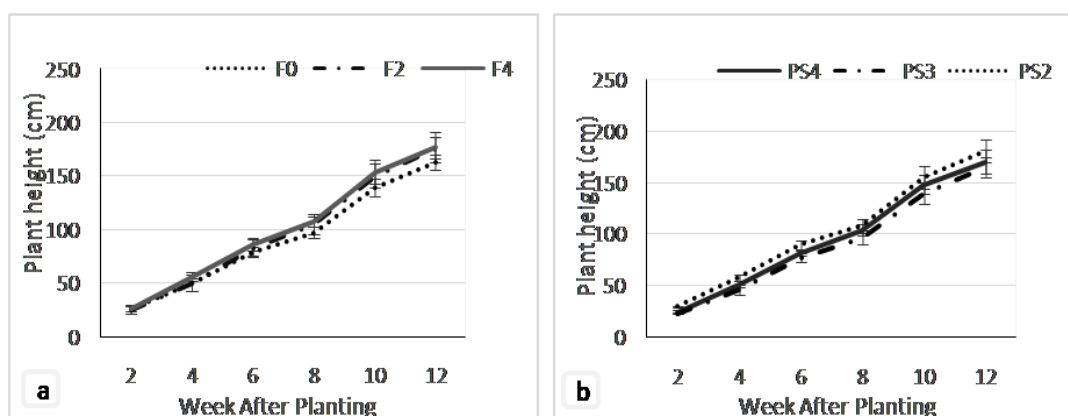


Figure 2: Plant height on Fertilizer Dosage (a) and Teak Planting Space treatments (b) at 2-12 weeks after planting.

There were an interaction effects of fertilization and teak spacing treatment on adlay plant height (Fig. 3). At the early of growth stage (2 WAP) the tallest plants were occurred on F0PS2 treatment (30.2 cm) and on 3 WAP was detected on F2PS2 treatment (43.4 cm). Furthermore, until the age of 12 MST, the F4PS2 treatment consistently showed the highest value (192.143 cm) while the lowest was observed on F0PS3 treatment (156.143 cm).

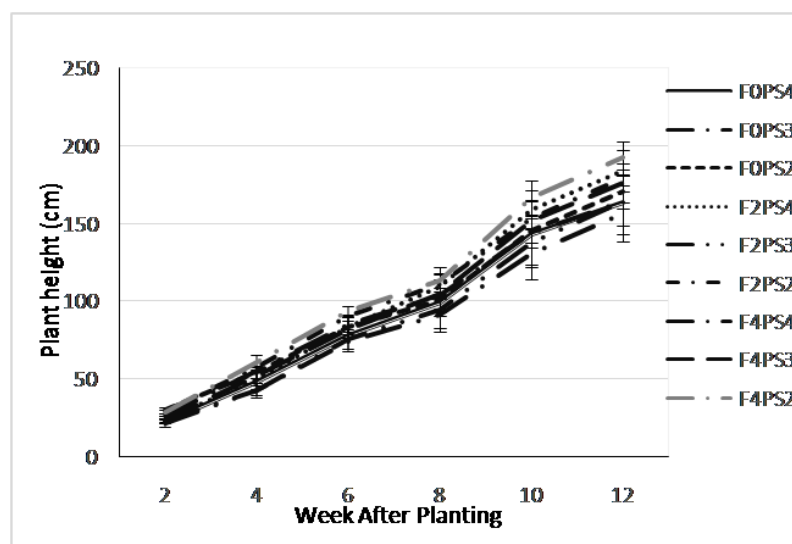


Figure 3: Plant height on combination of Fertilizer Dosage and Teak Planting Space treatments at 2-12 WAP.

Number of Leaves

The single factor of fertilization treatment (Fig. 3a) did not show differences on leaves number at the early growth stage (2WAP) that ranged 2.57-2.73 leaves. However the significant differences was detected at 4-12 WAP. The F4 showed the highest leaves number, followed by F2 and F0 treatments.

The teak planting space (Fig. 4b) also significantly affected the increment of adlay leaves. The significant effect was detected at 4 week onward where the PS4 treatment showed the highest leaf number that was significantly different from the PS3 and PS2 treatments.

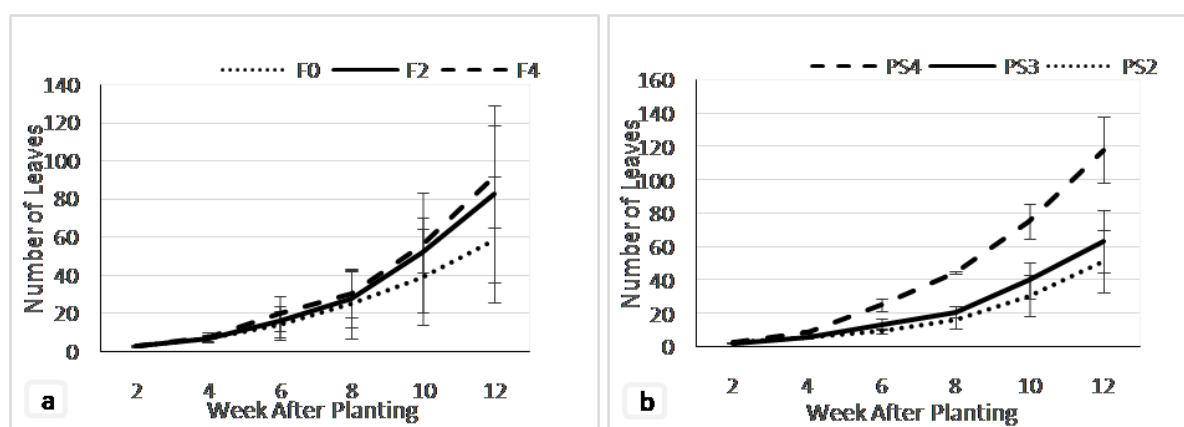


Figure 4: Leaves number on Fertilizer Dosages (a) and Teak Planting Space treatments (b) at 2-12 weeks after planting.

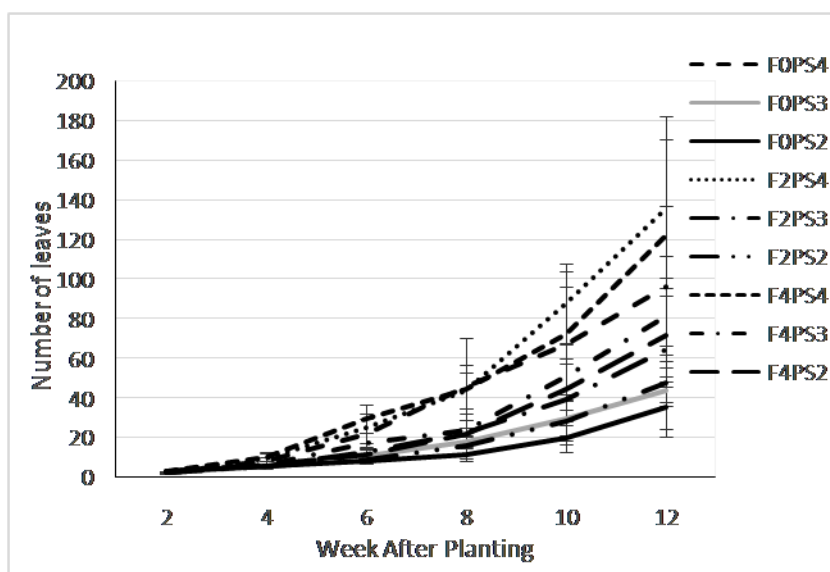


Figure 5: Leaves number on combination of Fertilizer Dosage and Teak Planting Space treatments at 2-12 WAP.

The combination of fertilization and teak planting space treatments (Fig. 5) were affected the number of adlay leaves. At the beginning of growth stage (2 WAP) the highest leaves number obtained from the F2PS2 (2.9), however at 2-6 WAP, the highest leaves number occurred on F4PS2 treatments. Meanwhile at 10 up to the end of the observation, the F2PS4 consistently produced the highest number of leaf (135.7), followed by F4PS2, while the lowest was F0PS2 treatment (35.3).

Number of Tillers

The adlay tillers emerged on the soil surface growing from the side of adlay main stem, started at four WAP. At four WAP, F4 treatment showed highest number of tiller (0.53) which was not significantly different with F2 (0.33) but significantly different with F0 (0.20). F4 treatment consistently produced the highest number of tillers up to 8 WAP. However, on 10-12 WAP, the fertilization treatments did not show significant on number of tiller (Fig. 6a).

Fig. 6b showing that there was an indication that the more specious planting distance of teak affected in the more tiller production of adlay plant. The adlay grown under the widest teak planting space of 4mx4m (PS4) produced the most tillers (5.95) that was detected at 4 WAP, significantly different from the planting space of 3mx3m (PS3) and planting space of 2mx2m (PS2). Meanwhile, the number of tillers on the PS3 (3.1) was not significantly different from the PS2 treatment (2.24).

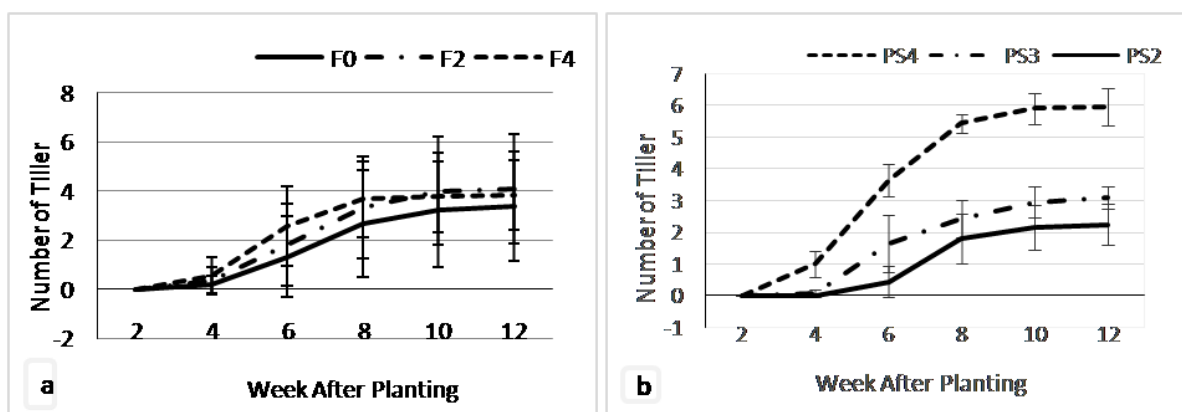


Figure 6: Tillers number on Fertilizer Dosages (a) and Teak Planting Space treatments (b) at 2-12 weeks after planting.

The combination of fertilization and teak planting space treatment (Fig. 7) showed the significant effect to the number of tillers variable. The adlay tiller started to emerged on four WAP on F4PS4 (1.4), F2PS4 (1.0), F0PS4 (0.6), and F4PS3 (0.2). On 8 to 12 WAP, the F2PS4 showed the highest number of tillers, followed by the F0PS4 and F2PS4 treatments. The smallest number of tillers was obtained from the F0PS2 treatment.

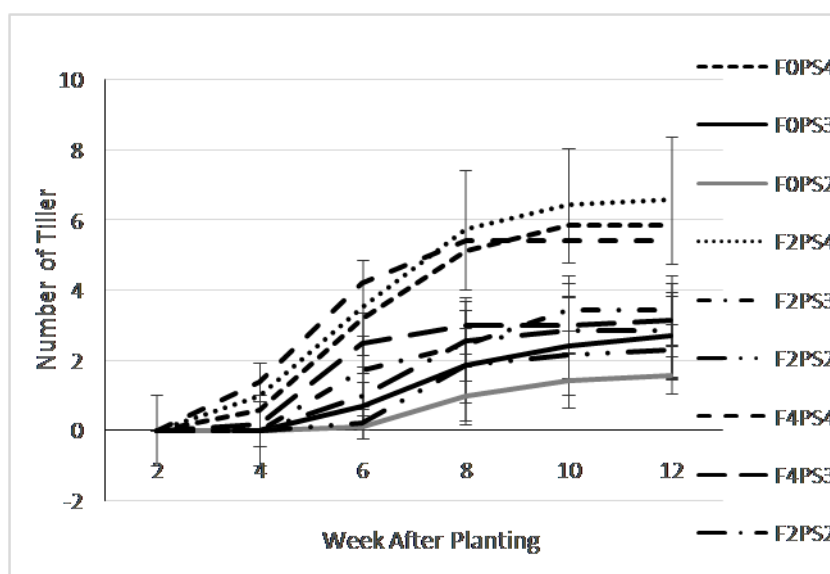


Figure 7: Tillers number on combination of Fertilizer Dosage and Teak Planting Space treatments at 2-12 WAP.

Chlorophyll Content

Physiologically leaf chlorophyll content is related with the light intensity and nutrient, especially N availability, therefore in this study leaf chlorophyll content was examined as dependent variable to light intensity under different planting distances and N

availability under different fertilizer treatments. On 7 WAP, the leaf chlorophyll content in all fertilization treatment ranged 44.22-46.3 SPAD. Fertilizer treatment of 2g/planting hole (F2) and 4g/planting hole (F4) tend to show higher of leaf chlorophyll content compared to control (F0, no fertilized applied) although statistically not significant. The teak planting space treatment also did not significantly affected the adlay chlorophyll content (Fig. 8). The chlorophyll content in PS3 showed the highest value (45.6 SPAD), followed by PS2 (45.2) and PS4 (44.9 SPAD).

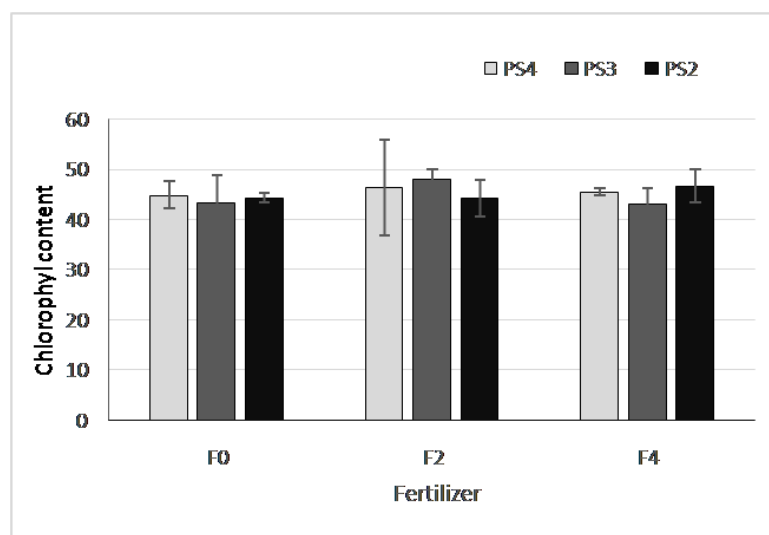


Figure 8: The chlorophyll content of adlay under teak plantation at 7 WAP.
The biomass production at middle stage of vegetative stage

The biomass production (shoot and root fresh weight) that was observed on 7 WAP as representative biomass production at the middle of vegetative stage to determine its potential for forages. Fertilization significantly affected biomass production, where the F4 which was considered the highest dosage of N P K fertilizer showed the highest biomass production (Table 1). Similarly, teak planting space also significantly affected biomass production, where the PS4 which was considered the widest distances of teak and thus the highest level of light intensity, produced the highest biomass production.

Table 1: The adlay biomass on each of Fertilization Dosages an Teak Planting Space treatments at 7 weeks after planting

Treatment	Shoot Fresh Weight (g)	Root Fresh Weight (g)
NPK Fertilization (g/planting hole)		
F0	57.08±16.77 b [*]	6.09±0.99 b
F2	67.08±20.09 b	5.34±2.28 b
F4	107.87±28.68 a	10.30±1.50 a
Teak planting space (m)		
PS4	116.09±35.87 a	13.28±2.34 a
PS3	64.42±12.79 b	5.17±1.17 b
PS2	51.51±16.88 c	3.29±1.26 c

Note: ^{*)} Means followed by the same letter in the same column indicated not significantly different by DMRT at the level of 5%.

There was a significant interaction effect between fertilization and teak spacing treatment on biomass production that was observed on 7 WAP (Table 2). In all teak planting space, the increased of fertilizer dosage resulted in increased of biomass production. The combination of F4PS4 treatment showed the highest shoot fresh weight (168.7 g) and root wet weight (21 g) that was significantly different from other treatments.

Table 2: The adlay biomass on combination of Fertilizer Dosages and Teak Planting Space treatments at 7 weeks after planting.

Interaction of Fertilizer x Planting Space	Shoot Fresh Weight (g)	Root Fresh Weight (g)
F0PS4	87.13±23.88 b ^{*)}	10.63±1.45 b
F0PS3	49.23±12.30 bc	4.87±1.06 cde
F0PS2	34.87±14.12 c	2.77±0.47 e
F2PS4	92.47±42.90 b	8.23±4.24 bc
F2PS3	54.57±3.62 bc	4.07±0.81 de
F2PS2	54.20±13.74 bc	3.73±1.80 de
F4PS4	168.67±40.83 a	20.97±1.34 a
F4PS3	89.47±22.44 b	6.57±1.66 cd
F4PS2	65.47±22.78 bc	3.37±1.50 de

Note: ^{*)} Means followed by the same letter in the same column indicated not significantly different by DMRT at the level of 5%.

The Adlay Performance at the End of Vegetative Stage

The vegetative stage observation was terminated on 12 WAP, the time when vegetative stage ending and generative stage starting. The single effect of fertilization treatment showed that the F4 and F2 treatments significantly affected the adlay growth (as seen on the high value of plant height, leaves number, and sub-tillers number), that was significantly different from the control (Table 3). The results of SAS analysis showed an interaction effect among fertilization treatment and teak planting space (Table 4). The vegetative growth of adlay increased as increasing of fertilizer dosage on all of teak planting space treatment. The best growth were achieved especially on the variables of the number of leaves, tillers and sub-tillers.

Table 3: The adlay growth on each of Fertilization Dosages an Teak Planting Space treatments at 12 weeks after planting

Treatment	Plant height (cm)	Number of leaves	Number of tiller	Number of sub-tiller
NPK Fertilization (g/planting hole)				
F0	163.05±6.93 b ^{*)}	58.43±33.17 b	3.38±2.22 a	7.29±4.56 b
F2	175.91±10.21 a	82.71±46.71 a	4.10±2.22 a	13.33±5.36 a
F4	177.19±14.21 a	91.71±26.65 a	3.81±1.41 a	13.86±8.07 a
Teak planting space (m)				
PS4	170.29±11.88 b	118.05±19.94 a	5.95±0.58 a	17.24±9.51 a
PS3	165.38±9.75 b	63.24±18.91 b	3.10±0.36 b	9.71±5.97 b

PS2	180.48±11.12 a	51.57±18.61 b	2.24±0.64 b	7.52±2.51 b
-----	----------------	---------------	-------------	-------------

Note: ^{*)} Means followed by the same letter in the same column indicated not significantly different by DMRT at the level of 5%.

Table 4: The adlay growth on combination of Fertilizer Dosages and Teak Planting Space treatments at 12 weeks after planting.

Interaction of Fertilizer x Planting Space	Plant height (cm)	Number of leaves	Number of tiller	Number of sub-tiller
	163.00±18.01 cd ^{*)}	96.43±40.69 bc	5.86±2.61 a	12.29±7.20bcd
F0PS4				
F0PS3	156.14±17.74 d	43.57±22.68 de	2.71±1.25bc	4.71±4.61 d
	170.00±10.89 bcd	35.29±10.69 e	1.57±0.53 c	4.86±1.86 d
F0PS2				
F2PS4	184.00±13.28 ab	135.71±35.16 a	6.57±1.81 a	22.00±8.45 a
F2PS3	164.43±16.30 cd	64.86±27.08 cde	3.43±0.79 b	10.71±6.13bcd
F2PS2	179.29±4.86 abc	47.57±11.31 de	2.29±0.76bc	7.29±1.50 cd
F4PS4	163.86±20.65 cd	122.00±60.21 ab	5.43±1.51 a	17.43±12.87ab
	175.57±12.58 abc	81.29±30.41 cd	3.14±0.69bc	13.71±7.18bc
F4PS3				
F4PS2	192.14±10.57 a	71.86±23.77 cde	2.86±1.35bc	10.43±4.16bcd

Note: ^{*)} Means followed by the same letter in the same column indicated not significantly different by DMRT at the level of 5%.

Fertilization treatment was able to improve the growth of adlay even under most dense planting space of teak (PS2). In F0 (no fertilization applied), the number of leaves in PS2 was 35.9 sheets, increased in the F2 treatment (47.57) and the highest was in the F4 treatment (71.86). The number of tillers in the PS2 treatment also increased from 1.57 in the F0 to 2.29 and 2.86 in the F2 and F4 treatments. The number sub-tillers was increased from 4.86 in F0 to 7.29 and 10.43 in F2 and F4 treatments (Table 4).

The interaction effect of fertilization and teak planting space treatments was occurred on PS3 and PS4. The number of leaves, tillers and sub-tillers were increased as increasing of fertilizer dosage. The highest leaves numbers was obtained on F2PS4 (135.71) that was not significantly different from F4PS4 (122.00) and was significantly different with other treatments. The F2PS4 treatment showed the highest number of tillers (6.57), that was not significantly different from F4PS4 (5.43) and F0PS4 (5.86). In the sub-tiller variable, the F2PS4 treatment showed the highest number (22.00) that was not significantly different from F4PS4 (17.43) and was significantly different from other treatments.

Flowering and Harvesting Time

The flowering stage of adlay started on 11 WAP, and seed maturity occurred on 22 WAP. Harvest was done at 23 WAP when 90% of panicles had been matured, which was indicated by the panicle becoming dry and brownish, meanwhile, the shoot was still fresh enough on both of leaf and stem.

The effects of fertilizer and planting space treatments on harvestable variables were observed, included the number of tillers, the number of sub-tillers, the shoot fresh weight, grain number and the weight of 100 grains. The results revealed

that fertilization treatment showed no ⁹significant effects on the number of tillers and 100-grains weight, although the real data tended to increase as increasing of fertilizer applied (Table 5). Fertilization significantly affected the number of side shoots, shoot fresh weight and number of grains. The F4 treatment produced the highest number of sub-tillers and shoot fresh weight which were not significantly different with F2, but significantly different with F0. On the number of grain, the F2 showed the highest value which was not significantly different with F4 but was significantly different with F0.

The teak planting space significantly affected all of the variable observed except weight of 100 grain. The PS4 treatment showed the highest values on all observed variables, while the PS2 treatment showed the lowest values (Table 5).

Table 5: The adlay growth and production on each of Fertilization Dosages an Teak Planting Space treatments at 23 weeks after planting

Treatment	Number of tiller	Number of sub-tiller	Shoot fresh weight (g)	Number of grain/plant	Weight of 100 grain (g)
NPK Fertilization (g/planting hole)					
F0	5.1±1.1a ^⁹	33.3±4.3b	577.6±101.5b	978.1±69.4b	13.1±1.0a
F2	5.4±0.96a	42.2±8.6ab	832.5±151.1a	1338.3±180a	13.6±1.2a
F4	6.3±2.4a	47.2±13.8a	915.5±220.8a	1253.0±169a	18.2±7.9a
Teak planting space (m)					
PS4	7.6±1,1a	56.9±8.3a	1008.0±146.7a	1708.9±103.3a	12.5±1.2a
PS3	5.4±1.9b	43.0±12b	886.4±213.9a	1391.7±258.1b	17.4±8.2a
PS2	3.9±1.5b	22.9±6.4c	431.1±112.7b	569.7±57.0c	14.5±0.8a

Note: ^⁹ Means followed by the same letter in the same column indicated not significantly different by DMRT at the level of 5%.

There was an interaction between fertilization and teak planting space on all of variables observed at harvest time (Table 6). Similar as the results of observations at 12 WAP, the fertilization showed a good effect on the number of tillers, the number of sub-tiller, the wet weight of the crown and the number of seeds in all conditions of teak space. The F2PS4 treatment showed the highest number of tillers (8.0), the number of side shoots (63.37) and the number of seeds (1917), were not significantly different from F4PS4 and F4PS3. In the shoot fresh weight variable, the highest yield was obtained from the treatment of F4PS4 (1154.7g) which was not significantly different from F4PS4 (1107g) and F4PS3 (1036.8g).

Table 6: The adlay growth and production on combination of Fertilizer Dosages and Teak Planting Space treatments at 23 weeks after planting

Interaction of Fertilizer x Planting Space	Number of tiller	Number of sub-tiller	Number of grain/plant	Weight of 100 grain (g)	Shoot fresh weight (g)
F0PS4	6.7±0.6 ab ^⁹	46.7±3.1 abcd	1559.0±23.9 b	11.9±0.8 a	762.2±128.5 bc
F0PS3	4.3±1.5 bc	33.33±7.1 cde	990.7±101.0 c	12.4±1.3 a	596.9±81.0 cd
F0PS2	4.3±1.2 bc	20.00±2.6 e	384.7±83.3 d	15.7±1.0 a	373.7±94.9 d
F2PS4	8.0±1.7 a	63.67±13.4 a	1917.3±23.6 a	12.2±1.9 a	1107.2±121.0 a

F2PS3	5.3±1.2 abc	43.33±10.0 bcd	1569.3±28.3 b	14.4±0.7 a	1025.7±274.5 ab
F2PS2	3.0±0.0 c	19.67±2.3 e	528.3±25.2 d	14.2±1.0 a	364.6±57.7 d
F4PS4	8.0±1.0 a	60.33±8.5 ab	1650.0±47.5 ab	13.5±0.8 a	1154.7±190.6 a
F4PS3	6.7±2.9 ab	52.33±18.8 abc	1615.0±396.9 ab	25.5±22.5 a	1036.8±286.1 ab
F4PS2	4.3±3.2 bc	29.00±14.2 de	496.0±62.6 d	15.7±0.6 a	555.1±185.6 cd

Note: ^{*)} Means followed by the same letter in the same column indicated not significantly different by DMRT at the level of 5%.

DISCUSSION

The physical performance of adlay as a result of the effect of fertilization and teak planting space treatment showed on Figure 9. Over all, adlay was able to grow in all teak planting spaces although differences in growth and production were detected. The adlay cultivated in PS4 showed the best growth and production, followed by PS3. The growth of adlay planted on PS2 was stunted and produced a few grains.



Figure 9: The physical performances of adlay under different Teak Planting Spaces at 10 weeks after planting.

The shading intensity as an effect of different teak planting space significantly affected adlay growth and production. Teak planting space treatment that related to different light intensity showed a significant effect on plant growth and production. The closer the spacing of teak, the light intensity that reaches the crops under main stands of agro-forestry system is decreases. Its means that shading intensity is increased. The result consisted with Juhaeti *et al* (2020) that adlay growth and production decreased as increasing of shading.

The PS2 treatment (light intensity of 54,300-61,400 lux), showed the highest value in plant height which was significantly different compared with PS3 (light intensity of 75,700-91,600 lux) and PS4 (light intensity of 93,700-115,700 lux). Whereas in the variable leaves and tillers number, the PS4 treatment showed the highest value and significantly different with PS3 and also PS2 (Table 3). It is obvious that PS4 with light intensity of 93,700-115,700 lux, that was the highest light intensity level in the treatment allowed more radiation intercepted on plant canopy and thus resulted in more vigorous growth. The increase of light intensity reaching the plants makes the plants grow vigor. The adlay growth and production showed better performances on the high light intensity, as seen in that PS4 treatments showed the highest ¹growth and production.

Adlay was known as the C4 plant (Handayani *et al.* 2019) when the leaves have higher radiation, water, and nitrogen use efficiencies compared to the C3

species (Zehong *et al.* 2015). The decrease in growth and production of adlay planted on low light intensity also occurred in other C4 plants, such as sorghum and foxtail millet. On sorghum cultivation, Novitasari *et al.* (2016) recommended 'cultivating in the early stage of an agroforestry area (0-25% shading) and not recommended in the middle (25-50%) and advanced stage (more than 75%) due to the decrease of light intensity that 'eaching the land surfaces of middle and advanced agroforestry.

The biomass accumulation was dependent on radiation use efficiency and light interception (Sankalpi & Thomas 2014). The light intensity is high and related to the plant photosynthesis process. Under normal conditions, plants will allocate energy and nutrient for their growth and production, meanwhile, under stressful conditions, plants will use much more energy and nutrient for their survival (Prasch & Uwe 2015), finally decreasing growth and production. Nandini & Shridhara (2019) stated that low light penetration on adlay canopy reduced its photosynthesis and plant production. So, the lower light intensity (as a shading effect on agroforestry cultivation) is an abnormal condition for adlay growth and production.

The chlorophyll content in PS3 showed the highest value (45.6 SPAD), followed by PS2 (45.2) and PS4 (44.9 SPAD). It is consistent with Juhaeti *et al.* (2020) that stated the increasing of chlorophyll content under light shading and then become decreased under heavy shading condition.

Shorter teak planting space lowered light intensity reaching adlay shoot. So, the growth and production of adlay decreased significantly. It is accordance with Parande *et al.* (2019) that showed biomass and grain yield of adlay reduced by 61% with increasing shading intensity compared with no shading. The C4 plant has photosynthesis high energy costs and low plasticity compared with C3 in low light environments (Balasaheb *et al.* 2018). Yuan *et al.* (2017) showed that on foxtail millet (C4 plant) the grain fresh mass per panicle, yield, photosynthetic pigment contents, net photosynthetic rate, stomatal conductance, effective quantum yield of PSII photochemistry, and electron transport rate decreased with the increase of shading intensity. Shading (low light intensity) also changed a double-peak diurnal variation of photosynthesis to a one-peak curve. The lower yield of foxtail millet was caused mainly by a reduction of grain mass assimilated, a decline in chlorophyll content, and a low photosynthetic rate due to low light during the grain filling stage. Reduced light energy absorption and conversion, restricted electron transfer, and reduced stomatal conductance might cause a decrease in photosynthesis.

Fertilization significantly affected plant growth and production. The F4 which was considered the highest dosage of N P K fertilizer, showed the highest biomass production. But, the fertilization treatment of 2 g/planting hole was quiet enough to increased plant growth and production as F2 not significantly different compared to F4 treatment. This study demonstrated that adlay cultivation does not require a lot of fertilizer to achieve optimal growth. This finding is in line with Gorne & Aradilla (2020) statement that adlay can tolerate poor soil condition, grows well in sloping areas and is resilient to pests and diseases, produces a large amount of biomass that can be used as mulch to mitigate soil erosion on slopes, hence, it is a suitable for sustainable agriculture. Juhaeti (2015) also stated that adlay cultivation does not require a lot of fertilizer, a fertilizer dose of 2:1:1 g of urea : SP36 : KCl (g/polybag) is sufficient for increase the productivity of adlay. Meanhile, on intercropping cultivation, fertilization scheme significantly influenced the height, number of tillers hill-1, fresh

herbage yield and dry matter yield of adlay ratoon compared to without fertilization (Gome, 2020). Fertilization scheme significantly affected the days to flowering and maturity, vegetative tillers, plant height, number of productive and unproductive tillers, panicle length, herbage and grain yields of adlay intercropped with napier grass (Gome and Aradilla, 2020).

The high biomass production of adlay on vegetative stage showed the adlay potential for fodder. Mayulu *et al.* (2020) stated that adlay biomass is potential for fodder, the dry matter digestibility (DMD) of leaves was 59.56%, the organic matter digestibility (OMD) was 38.22%; DMD of stem was 51.77% and OMD of stem was 34.41%.

CONCLUSION

The results suggested that both fertilization and teak planting space treatments significantly affected adlay growth and production. Although fertilization showed a positive effect, but adlay did not seem require large amount of fertilizer. An application of 2g of NPK (16-16-16)/planting hole seems sufficient enough for adlay. The light intensity significantly was proven to affect adlay growth and production. The best adlay growth was achieved in lower shading intensity (PS4). The fertilization treatments in lower light intensity (PS3 and PS2) can improve adlay growth and production. The optimal adlay growth and production were achieved on a combination of 2 g fertilizer and 4x4 m teak planting space treatments.

ACKNOWLEDGEMENTS

The author gratefully thanks the Plant Bio-Prospecting Project of the Research Center for Biology, Indonesian Institutes of Sciences, Bogor, Indonesia for funding this research. The authors also would like to thank Indra Gunawan for helping us during the research period.

AUTHOR CONTRIBUTIONS

All of the authors are the main contributors. TJ, NH, and WW conducted the field experiment, data collection, and manuscript writing. AHW and NST conducted data collection, data analysis, and manuscript writing.

REFERENCES

- Arora R K. (1977). Job's tears (*Coix lacryma-jobi* L.) – a minor food and fodder crop of north eastern India. *Economic Botany* 31(3): 358-366.
- Balasaheb VS, Robert ES, Oula G. (2018). Shade compromises the photosynthetic efficiency of NADP-ME less than that of PEP-CK and NAD-ME C4 grasses. *J Exp Bot* 69 (12): 3053-3068.
- Chang H C, Huang Y C and Hung W C. (2003). Anti proliferative and chemo preventive effect of adlay seed on lung cancer in vitro and in vivo. *Journal of Agricultural Food Chemistry* 51(25): 7333-7337.
- Chun K S, Chiang W and Kuo M L. (2004). Effect of adlay on azoxymethane-induced colon carcinogenesis in rats. *Food Chemistry and Toxicology* 42(1): 339-347.

- Diao X M. (2017). Production and genetic improvement of minor cereals in China. *Crop Journal* 5(2), 103-114. doi: 10.1016/j.cj.2016.06.004
- Gorne N D and Aradilla A R. (2020). Adlay (*Coix lacryma-jobi* L.) and Napier Grass (*Penisetum purpureum* Schum.) intercropping and fertilization schemes as climate smart strategy for food and feed production. *Annals of Tropical Research* 42 (1):56-71.
- Gorne ND. (2020). Growth, yield and forage quality influence of intercropping and fertilization schemes on adlay (*Coix lacryma-jobi* L.) ratoon. *Int. J Agric for Life Sci* 4(1):124-130.
- Grubben GJH, Partohardjono S (eds.). (1996). Cereals. Plant Resources of South East Asia. No. 10. Backhuys Publ Leiden.
- Handayani F, Sumarmiyati, Rahayu SP. (2019). Morphological characteristic of local accessions job's tears (*Coix lacryma-jobi*) of East Kalimantan. *Pros Sem Nas Masy Biodiv Indon* 5: 228-233. DOI: 10.13057/psnmbi/m050215
- Hidaka Y, Kaneda T, Amino N and Miyai K. (1992). Chinese medicine, coix seeds increase peripheral cytotoxic T and NK cells. *Biotherapy* 5(3): 201-203. <http://www.ncbi.nlm.nih.gov/pubmed/15207385> on 6/6/2013.
- Hung W C and Chang H C. (2003). Methanolic extract of adlay seed suppresses COX-2 expression of human lung cancer cells via inhibition of gene transcription. *Journal of Agricultural and Food Chemistry* 51: 7333–7337.
- Jiang C, Johkan M, Hohjo M, Tsukagoshi S, Maturo T. (2017). A correlation analysis on chlorophyll content and SPAD value in tomato leaves. <https://www.semanticscholar.org/paper/A-correlation-analysis-on-chlorophyll-content-and-Jiang-Johkan/8b27812bea4cc93be00c22fd22582eda740f0ee5>
- Juhaeti T, Setyowati N and Gunawan I. (2021). The utilization and prospect of jali (*Coix lacryma-jobi* L.) as minor cereal for culinary home industry. *Vivabio* 3(2): 6- 17
- Juhaeti T, Setyowati N and Syarif F. (2020). The chlorophyll contents and growth performances of West Java (Indonesia) jobtears (*Coix lacryma - jobi*) accessions under low light intensity conditions. *Biodiversitas* 21(11): 5178-5185
- Juhaeti T. (2015). Hanjeli (*Coix lacryma-jobi* L.; Poaceae) for food diversification: The productivity under different fertilizer treatment. *Berita Biologi* 14:163-168
- Juhaeti T. (2016). Characterization of growth, production and nutritional value of several accessions of Jali (*Coix lacryma-jobi* L.) from West Java. Prosiding Seminar Nasional Biologi (SEMABIO) "Eksplorasi dan Pemanfaatan Biodiversitas untuk Menghadapi Masyarakat Ekonomi ASEAN". Bandung 31 Mei 2016. Jurusan Biologi Fakultas Sains dan Teknologi UIN Sunan Gunung Djati Bandung. 2016: 220-225. ISSN / ISBN / IBSN : ISBN: 978-602-60030-0-3
- Konica Minolta Chlorophyll meter SPAD-502Plus. https://www.konicaminolta.com/instruments/download/catalog/color/pdf/spad502plus_catalog_eng.pdf
- Li J and Corke H. (1999). Physicochemical properties of normal and waxy Job's tears (*Coix lacrymal-jobi* L.) starch. *Cereal Chemistry* 76(3): 413-416.
- Lim TK. (2013). Edible Medicinal and Non Medicinal Plant. Springer, Nederland. DOI 10.1007/978-007-5653-3_14

- Mayulu H, Daru T P, Suyadi, Christiyanto M. (2020). Nutrient potential of *Coix lachryma-jobi* L. as ruminant feed source in East Kalimantan. *International Journal of Psychosocial Rehabilitation* 24(10): 1460-1470.
- Novitasari PY, Putra ETS, Rogomulyo R. (2016). The growth and biomass production of three sorghum cultivars (*Sorghum bicolor* L. Moench) under three stages of agroforestry at Gunungkidul Regency. *Vegetalika* 5 (3): 53-62.
- Nandini KM, Sridhara S. (2019). Response of growth yield and quality parameters of foxtail millet genotypes to different planting density. *Intl J Curr Microbiol App Sci* 8 (2): 1765-1773.
- Nehal N, Sonia M and, Rajinder KG. (2015). Two promising under-utilized grains: A Review. *Indian J Tradit Knowledge* 14 (3): 416-422.
- Numata, M., Yamamoto, A., Moribayashi, A., Yamada, H. (1994). Anti tumor components isolated from the chinese herbal medicine. *Coix lachrymal-jobi* L. *Planta Medica* 60: 356-359.
- Parande S, Eslami SV, Jami Al-Ahmadi M. (2019). Effects of shading and nitrogen on phenology and yield of foxtail millet (*Setaria italica* L.) in competition with white pigweed (*Amaranthus albus* L.). agris.fao.org.
- Prasch CM, Uwe S. (2015). Signaling events in plants: Stress factors in combination change the picture. *Environ Exp Bot* 114: 4-14.
- Sankalpi NW, Thomas PB. (2014). Enhancing the productivity of grasses under high-density planting by engineering light responses: from model system to feedstocks. *J Exp Bot* 65 (11): 2825-2834.
- Sopandie D, Trikoesoemaningtyas. (2011). Intercropping development under annual plant stands. *Iptek Tanaman Pangan* 6: 168-182.
- Suyadi, I R and Suryadi A. (2019). The Productivity and prospective of *Coix lacryma-jobi* L. for staple food crop alternative in East Kalimantan of Indonesia. *RJOAS* 12(96): 69-76.
- Villa V, Wenneck GS, Terassi DS, Rezende R and Saath R. (2022). SPAD index as an indirect estimate of chlorophyll content in okra plants. <https://periodicosonline.uems.br/index.php/agrineo/article/view/6787>
- Xi XJ, Zhu YG, Tong YP, Yang XL, Tang NN, Ma SM. (2016). Assessment of the genetic diversity of different job's tears (*Coix lacryma-jobi* L.) accessions and the active composition and anticancer effect of its seed oil. *PLoS ONE* 11 (4): e0153269. DOI:10.1371/journal.pone.0153269
- Yang R, Lu Y, Chiang W and Liu S. (2013). Osteoporosis prevention by adlay: The seeds of *Coix lacryma-jobi* L. var. ma-yuen stapf in a mouse model. *Journal of Traditional Complementary Medicine* 3(2): 134-138.
- Yu Y T, Lu T J, Chiang M T and Chiang W. (2005). Physicochemical properties of water-soluble polysaccharide enriched fractions of adlay and their hypolipidemic effect in hamsters. *Journal of Food and Drug Analysis* 13(4): 361-367.
- Yuan XY, Zhang LG, Huang L, Qi X, Wen YY, Dong SQ, Song XE, Wang HF, Guo PY. (2017). Photosynthetic and physiological responses of foxtail millet (*Setaria italica* L.) to low-light stress during grain-filling stage. *Photosynthetica* 55 (3): 491-500.
- Zehong D, Sarit W, Minghui W, Baijuan D, Lei H, Lin W, Xiaoyu T, Silin Z, Christopher M, Thomas PB, Qi S, Pinghua L. (2015). Identification of photosynthesis-associated C4 candidate genes through comparative leaf

gradient transcriptome in multiple lineages of C3 and C4 species. PLoS One 10 (10): e0140629. DOI: 10.1371/journal.pone.0140629.